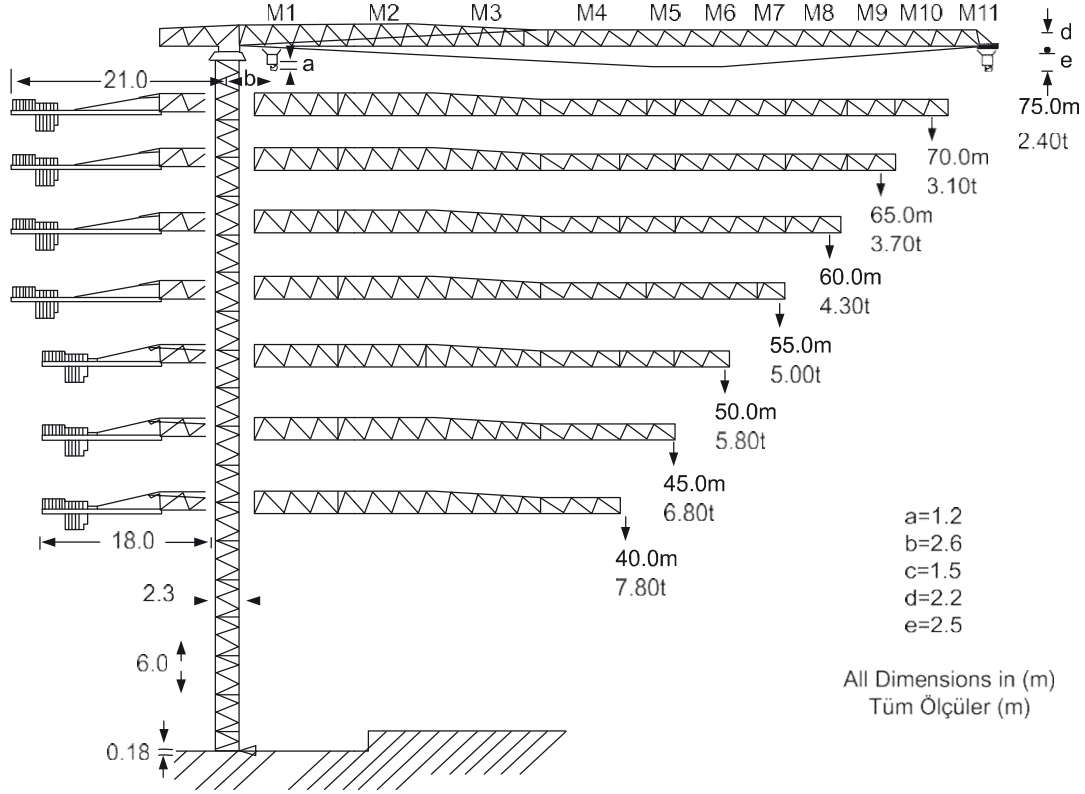


















PETRA MODEL TOPLESS 75/16

Outline Dimensions / Anahat Ölçüleri

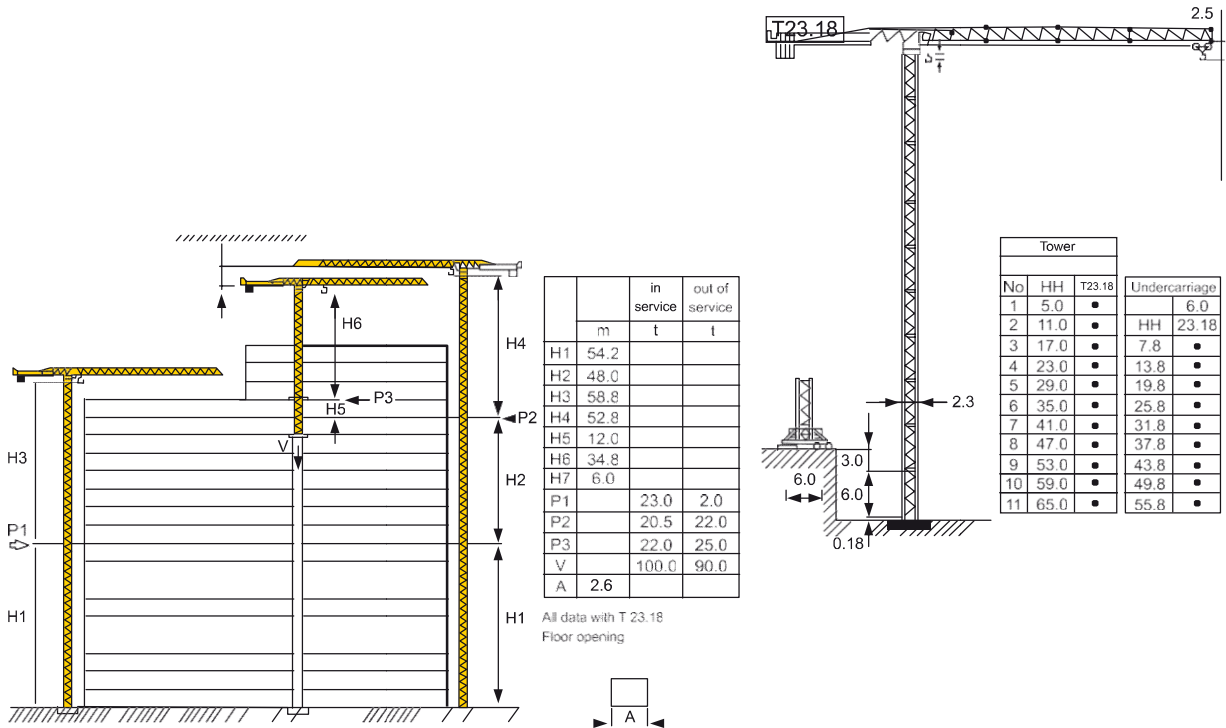


Load Diagram / Yük Diyagramları

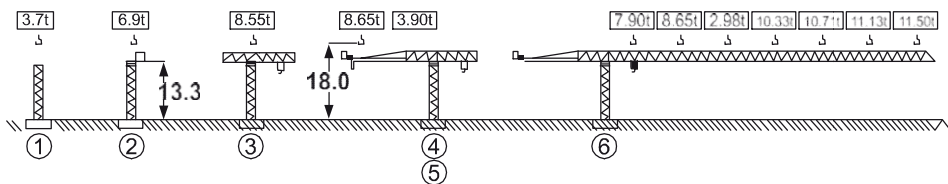
Max.Last	m	rope	10	15	20	25	30	35	40	45	50	55	60	65	70	75
0.18 to	27.9		8.00	8.00	8.00	8.00	7.36	6.16	5.27	4.58	4.03	3.58	3.21	2.90	2.63	2.40
16.0 to	14.9		16.00	16.92	11.44	8.82	7.10	5.89	4.99	4.30	3.75	3.29	2.92	2.60	2.33	2.10
0.18 to	31.3		8.00	8.00	8.00	8.00	8.00	7.06	6.06	5.28	4.67	4.17	3.75	3.40	3.10	
16.0 to	16.5		16.00	16.00	12.87	9.97	8.08	6.74	5.74	4.97	4.36	3.86	3.45	3.10	2.80	
0.18 to	33.3		8.00	8.00	8.00	8.00	8.00	7.58	6.52	5.70	5.05	4.51	4.07	3.70		
16.0 to	17.7		16.00	16.00	13.98	10.88	8.84	7.40	6.34	5.51	4.85	4.32	3.88	3.50		
0.18 to	34.9		8.00	8.00	8.00	8.00	8.00	7.97	6.86	6.00	5.32	4.76	4.30			
16.0 to	18.5		16.00	16.00	14.68	11.43	9.30	7.79	6.86	5.81	5.13	4.57	4.10			
0.18 to	36.4		8.00	8.00	8.00	8.00	8.00	8.00	7.19	6.29	5.58	5.00				
16.0 to	19.3		16.00	16.00	15.35	11.96	9.74	8.17	7.00	6.10	5.38	4.80				
0.18 to	37.6		8.00	8.00	8.00	8.00	8.00	8.00	7.47	6.54	5.80					
16.0 to	19.9		16.00	16.00	15.90	12.40	10.10	8.48	7.27	6.34	5.60					
0.18 to	38.9		8.00	8.00	8.00	8.00	8.00	8.00	7.76	6.80						
16.0 to	20.6		16.00	16.00	16.00	12.87	10.49	8.81	7.56	6.60						
0.18 to	39.1		8.00	8.00	8.00	8.00	8.00	8.00	7.80							
16.0 to	20.6		16.00	16.00	16.00	12.93	10.54	8.85	7.60							

PETRA MODEL TOPLESS 75/16

min.H7



- 1. Tower / Kule
- 2. Turntable / Döner Levha
- 3. Jib1 / Bom1
- 4. C-jib (2+3) + Hoist winch / Arka Bom (2+3) + Vinç
- 5. Ballastblock / Beton Bloklar
- 6. Jib Complete / Bütün Bom



10.40 16.00

Hoist winch (Vinç) 37kw	37S 4.0 N 380	Hoist winch (Vinç) 66kw	66 S4.0 N 520
P max	8.0 - 16.0 (to)	P max	8.0 - 16.0 (to)

Motor	Trolley Travelling Hareketli Çarpyo	Load / Yük (to)	0.67 rpm				S	25.0 m/min			
			1.30	2.40	4.10	8.0		1.90	3.20	5.20	8.0
5.5kw	30.4kw	v (m/min)	98.0	50.0	38.0	24.0	136.0	86.0	54.0	34.0	
		v (m/min)	49.0	30.0	19.0	12.0	68.0	43.0	27.0	17.0	
		Drum Capacity / Tambur Sarım Kapasitesi	380.0 m					520.0 m			