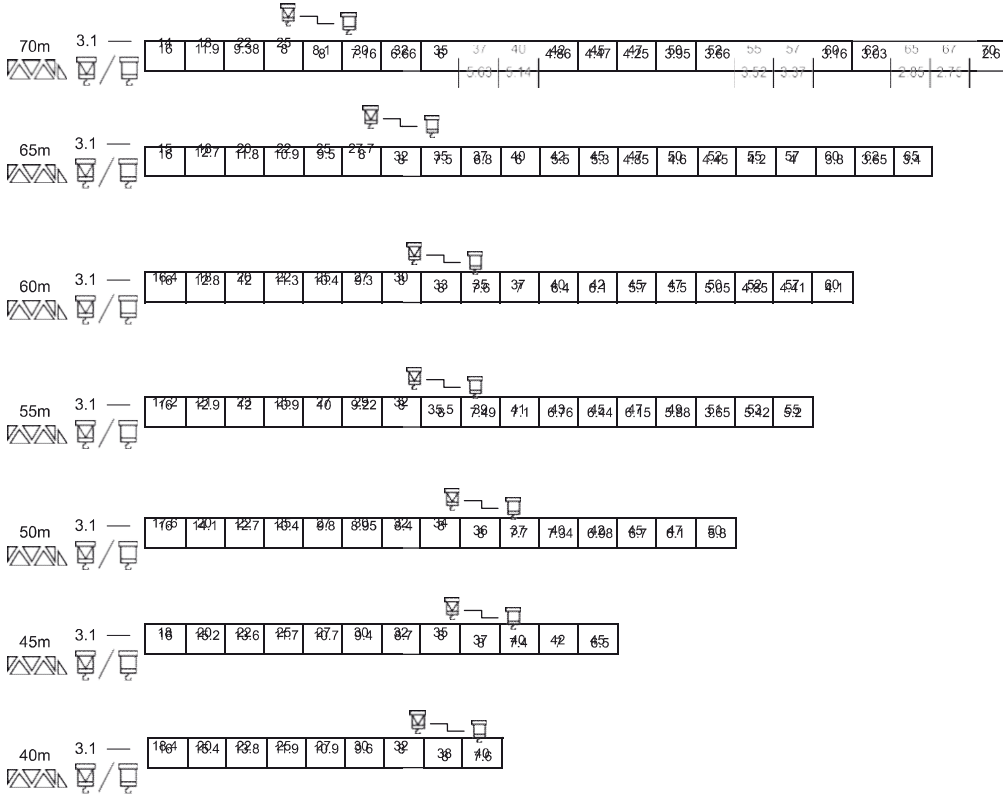












Reactions / Reaksiyonlar		 Self-Load / Kendi Ağırlığı	Without load and counter-weight / Yüksüz ve Kuyruk Ağırlığı With longest jib and standart height / En Uzun Bomlu ve Standart Yükseklikte
--------------------------	--	--	---

PETRA MODEL PT 70/16

Load Diagrams / Yük Diyagramları



Mechanism / Mekanizma														kw	
Hoisting Kaldırma		55LVF	m/min	0-4	0-16	0-32	0-56	0-86	0-2	0-8	0-16	0-28	0-43	700	0-16
			t	8	8	8	4	2	16	16	16	16	16		8
Trolleying Hareketli Şaryo		7.5LVF	m/min	0-60										7.5	
Slewing Dönüş		9SVF	r/min	0-0.7										9 x 2	
		145SVT	r/min	0-0.7										145Nm ²	
Travelling Hareketli		5.5TRVF	m/min	0-15										5.5 x 6	
 Power Supply / Güç Kaynağı			380V50Hz/440V50Hz												
 Necessary Electric Power / Gereken Elektrik Gücü			55LVF:115KVA												
Counter-jib ballast / Kuyruk Taşı															
			t												
70m			21.2m		19.8										
65m			21.2m		19.2										
60m			21.2m		18.6										
55m			21.2m		16.4										
50m			21.2m		16										
45m			21.2m		13.4										
40m			21.2m		11.1										